

BRAVI[®] PLATFORMS



BRAVI[®] PLATFORMS

Bravi Lite

Leonardo

Leonardo^{HD}
Heavy - Duty


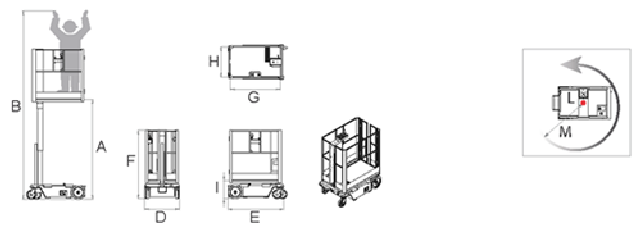
Lui 460

Sprint

Spin-Go

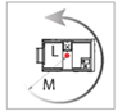
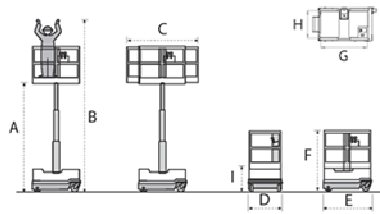
Solo Gyps

Bravi Lite




	Metric	US
A	2210 mm	7ft 3in
B	4210 mm	14ft
D	760 mm	2ft 5in
E	1229 mm	4 ft
F	1520 mm	4 ft 11 in
G	1101 mm	3ft 7 in
H	682 mm	2 ft 2 in
I	398mm	1ft 3in
L	180 kg	397 lbs
M	398 kg	877 lbs
N	438 kg	965 lbs
O	1	1
P	3 km/h	1.9 mph
Q	0,6 km/h	0,36 mph
R	Zero	Zero
S	1000 mm	39 in
T	35%	35%
U	2"	2"
V	110/220 V ca 24 Vcc	110/220 V ca 24 Vcc
W	n° 2 - 12V; 85 Ah@20h	n° 2 - 12V; 85 Ah@20h

Leonardo



Leonardo
Outdoor Edition

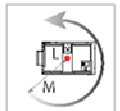
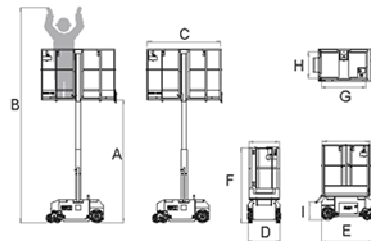
555 kg 1221 lbs



	Metric	US
A	2900 mm	9 ft 6 in
B	4900 mm	16 ft
C	1710 mm	5 ft 6 in
D	760 mm	2 ft 5 in
E	1215 mm	3 ft 11 in
F	1727 mm	5 ft 7 in
G	1115 mm	3 ft 8 in
H	680 mm	2 ft 2 in
I	400 mm	1 ft 3 in
▲	180 kg	397 lbs
cc	495 kg	1092 lbs
⚡	550 kg	1212 lbs
cc	1	1
⚡	2	2
🚶	3 km/h	1.9 mph
🚶	0.6 km/h	0.35 mph
L	Zero	Zero
M	1050 mm	3 ft 5 in
🔋	35%	35%
⚡	110/220 V ca 24 Vcc	110/220 V ca 24 Vcc
🔋	n° 2 - 12V; 85 Ah@20h	n° 2 - 12V; 85 Ah@20h


Leonardo HD

Heavy - Duty




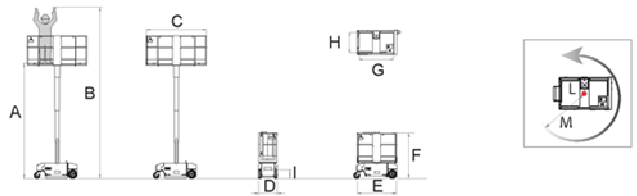
Leonardo HD
Outdoor Edition

555 kg 1221 lbs



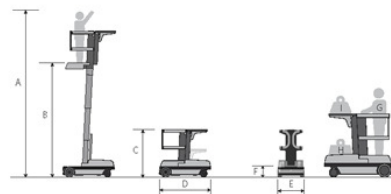
	Metric	US
A	2800 mm	9 ft 6 in
B	4800 mm	16 ft
C	1710 mm	5 ft 6 in
D	738 mm	2 ft 4 in
E	1192 mm	3 ft 10 in
F	1727 mm	5 ft 7 in
G	1115 mm	3 ft 9 in
H	680 mm	2 ft 2 in
I	400 mm	1 ft 3 in
▲	180 kg	397 lbs
cc	508 kg	1120 lbs
⚡	550 kg	1212 lbs
cc	1	1
⚡	2	2
🚶	3 km/h	1.9 mph
🚶	0.6 km/h	0.35 mph
L	Zero	Zero
M	1050 mm	3 ft 5 in
🔋	35%	35%
⚡	110/220 V ca 24 Vcc	110/220 V ca 24 Vcc
🔋	n° 2 - 12V; 85 Ah@20h	n° 2 - 12V; 85 Ah@20h

Lui 460



	Metric	US
A	4820 mm	15 ft 2 in
B	6620 mm	21 ft 8 in
C	2376 mm	7 ft 9.5 in
D	760 mm	2 ft 5 in
E	1600 mm	5 ft 3 in
F	1855 mm	6 ft 1 in
G	1560 mm	5 ft
H	680 mm	2 ft 3 in
I	340 mm	13.6 in
J	280 kg	616 lbs
K	1265 kg	2788 lbs
L	2	2
M	3 km/h	1.9 mph
N	0,6 km/h	0,36 mph
O	Zero	Zero
P	1590 mm	62 in
Q	35%	35%
R	110/220 V ca 24 Vcc	110/220 V ca 24 Vcc
S	n° 4 - 6V; 240 Ah@20h	n° 4 - 6V; 240 Ah@20h

Sprint



	Metric	US
A	5350 mm	17ft 6in
B	3950 mm	11ft
C	1441 mm	56.7in
D	1600 mm	59.05in
E	808 mm	31.8in
F	366 mm	14in
G	130 Kg	286 lbs
H	113 Kg	248.9 lbs
I	90 Kg	198.2 lbs
J	680 kg	1497 lbs
K	1	1
L	95 mt/min	3.54 mph
M	0,6 km/h	0,05 mph
N	Zero	Zero
O	1450 mm	57in
P	35%	35%
Q	110/220 V ca 24 Vcc	110/220 V ca 24 Vcc
R	n° 4 - 6V; 240 Ah@20h	n° 4 - 6V; 240 Ah@20h



Accessori **LEONARDO**

BRAVI[®]
— PLATFORMS